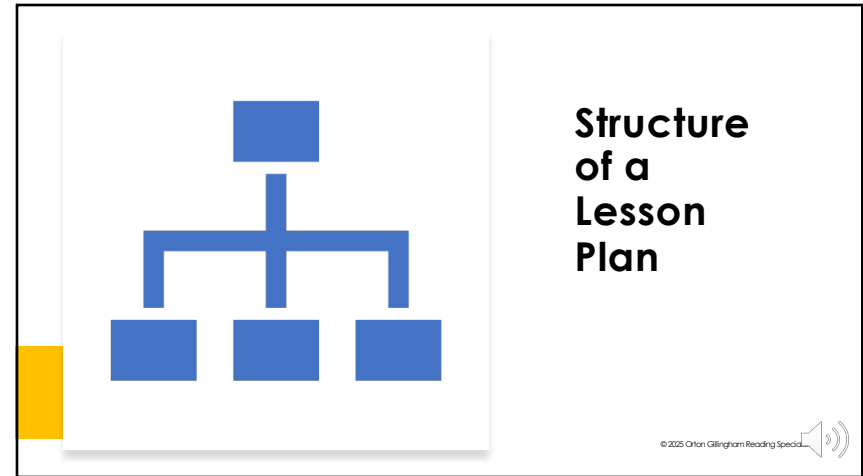
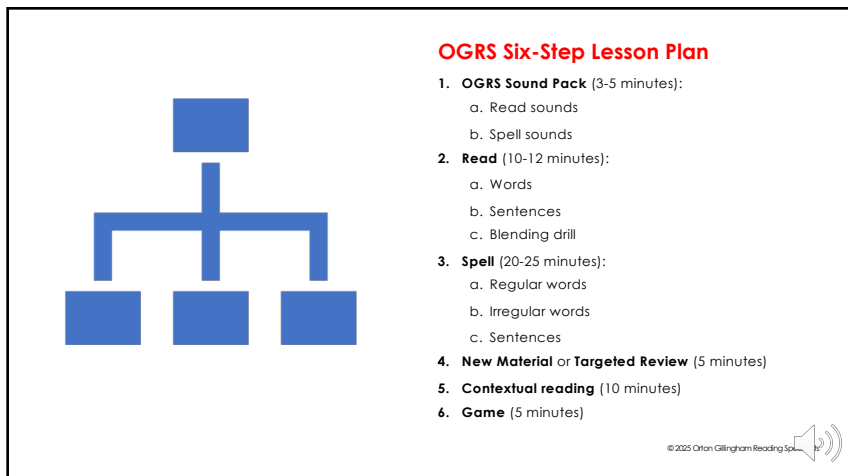





1



2




3



4

OGRS Sound Pack

- **1A: READ SOUNDS**
- Includes only the sounds the student knows.
- Student gives long and short sounds for vowels.
- Teacher asks for the generalizations for the 3 most recently taught patterns and for patterns they have made errors on recently.
- Pacing is quick and automatic.




© 2025 Orton Gillingham Reading Specialists

5

OGRS Sound Pack

- **1B: SPELL SOUNDS**
- Teacher dictates sound.
- Student repeats sound, writes the symbol.
- Pacing is quick and automatic.
- Include 3 most recent letter formations.




© 2025 Orton Gillingham Reading Specialists

6

STEP 2

Read


10-12 minutes




© 2025 Orton Gillingham Reading Specialists

7


Read




WORDS



SENTENCES



BLENDING DRILL



© 2025 Orton Gillingham Reading Specialists

8

What do we read?

Word lists in Google Classroom, word books

Word lists you create

Words on flash cards

Sentences in Classroom, word books

Sentences you create

Blending drill for 2 and 3 sounds using OGRS sound cards



© 2025 Orton-Gillingham Reading Specialists

9

STEP 3

Spell

20 - 25 minutes

© 2025 Orton-Gillingham Reading Specialists

10

Spell

• Steps for spelling dictation:

- You say the word.
- They say the word.
- They finger spell the word.
- They write while sounding.
- Drop finger spelling when appropriate.
- Continue to have them sounding as they write- forevermore.
- At the end of this section, student reads back all words they've written.



© 2025 Orton-Gillingham Reading Specialists

11

Spell Words – Error Correction

Spell

Finger Spell

(For students writing with the **right hand**.)



© 2025 Orton-Gillingham Reading Specialists

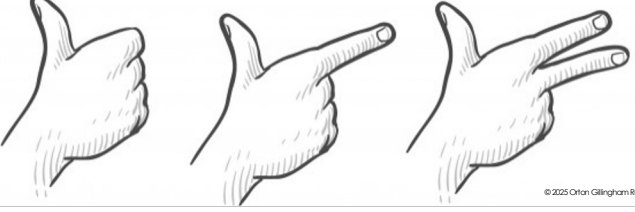
12

Spell Words – Error Correction

Spell

Finger Spell

(For students writing with the **left hand**.)



© 2025 Orton Gillingham Reading Specialists

13

STEP 5

Contextual Reading


10 minutes

© 2025 Orton Gillingham Reading Specialists

14

Where do I find Contextual Reading?

- Google Classroom
- Kindle, Amazon, Google Play
- Internet Archive (free website)
- Hard copies shared via document camera
- Public Library online




© 2025 Orton Gillingham Reading Specialists

15

Contextual Reading

- Every lesson has **10 minutes** of reading connected text.
- Do not cut this short!!!**
- Students need to apply the skills they're learning, with your feedback and guidance.
- Selection should be harder than they would choose to read independently, but not too hard.
- Use decodable text for early readers.



© 2025 Orton Gillingham Reading Specialists

16

STEP 6

Game 5 minutes

© 2025 Orton Gillingham Reading Specialists

17

Examples of **Games** you can use.

- Tic Tac Toe
- Go Fish
- Boom
- Laughing Ogre Press Games
- Moose Materials Games

© 2022 Orton Gillingham Reading Specialists

18

Limit excess teacher talk.

© 2025 Orton Gillingham Reading Specialists

19

Pacing for an OG Lesson	
Activity	Percentage Correct
Read Sounds	90 - 100%
Spell Sounds	90 - 100%
Read Words	80 - 90%
Spell Words	80 - 90%
New Material	90 - 100%

© 2025 Orton Gillingham Reading Specialists

20

Pace of adding new material:

- Is dictated by student need and success!
 - Go as quickly as possible **BUT** as slowly as necessary!
- Anna Gillingham*
- Make haste slowly.
- Arlene Sondag*
- Overlearn to the automatic level.
- Arlene Sondag*



21

Detailed explanation of all **Lesson Plan Steps** can be found:

- Handouts/Structure of a Lesson Plan/Six-Step Lesson Plan Details
- Teaching Materials/Lesson Plans/Six-Step Lesson Plan Details

© 2025 Orton Gillingham Reading Specialists

22